

GOOGLE ADS PORTFOLIO

\$5M Annual Ad Spend | 7x Target ROAS | 30+ Countries

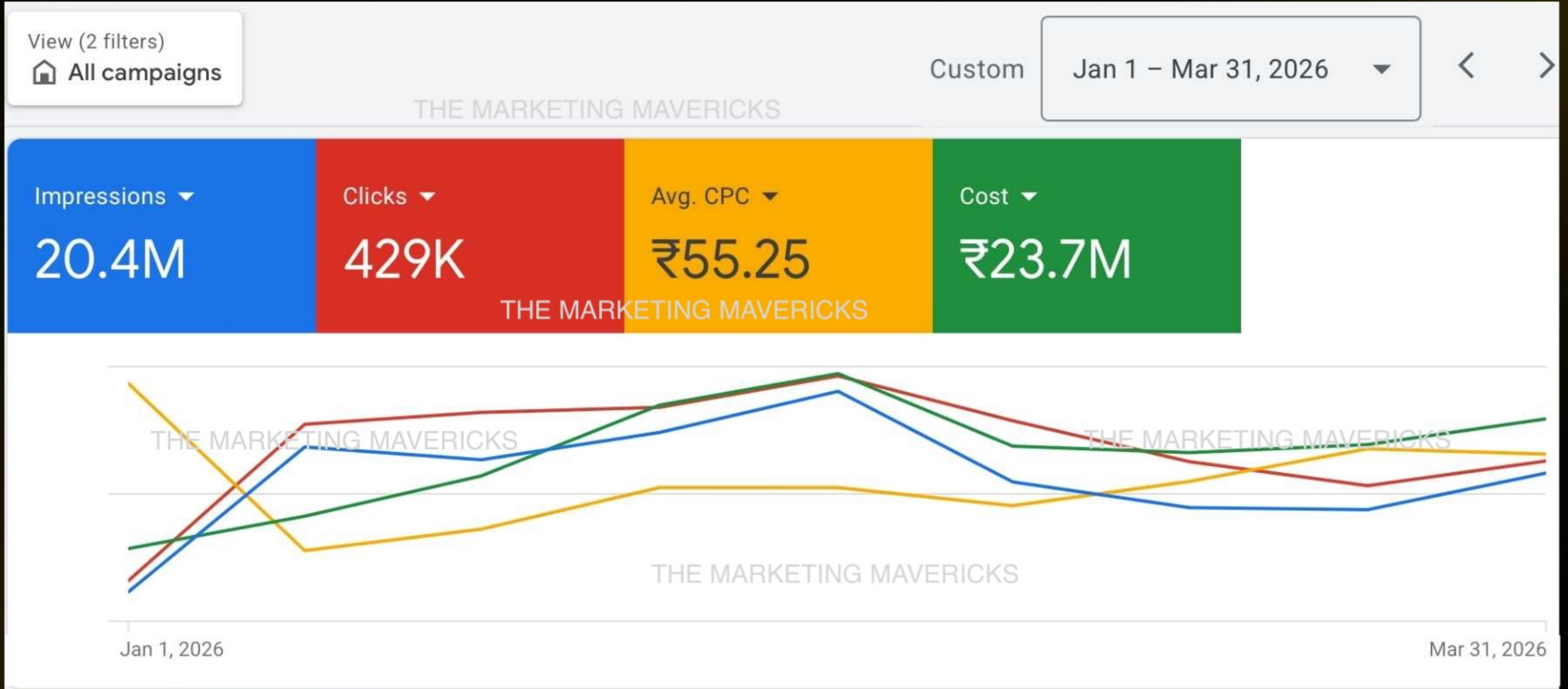
Search, Display, Youtube, Performance Max & Local Ads!



WHAT WE DO IN **GOOGLE ADS MANAGEMENT!**

- **Campaign setup** aligned with business goals.
- **Keyword research** for high intent targeting.
- **Precise targeting** across search, display, shopping.
- **Structured campaigns** for better control and scale.
- **Continuous optimisation** based on performance data.
- **Ad copy testing** for **higher CTR and conversions.**
- **Smart bid strategy** for cost efficient results.
- **Focus on higher ROAS, lower CPA.**
- **Ongoing monitoring and performance tracking.**

AD MANAGER ACCOUNT SPENDING - Q1 2026



3 Months | ₹2.37Cr Ad Spend ≈ \$256k USD Ad Spend



\$11,000+ Sales | 3.45x ROAS | \$3,190 Ad Spend

View (2 filters)

All campaigns

THE MARKETING MAVERICKS

Custom

Feb 1 – Mar 31, 2026

Actual ROAS ▾

345.87%

Purchases/Sales ▾

177.40

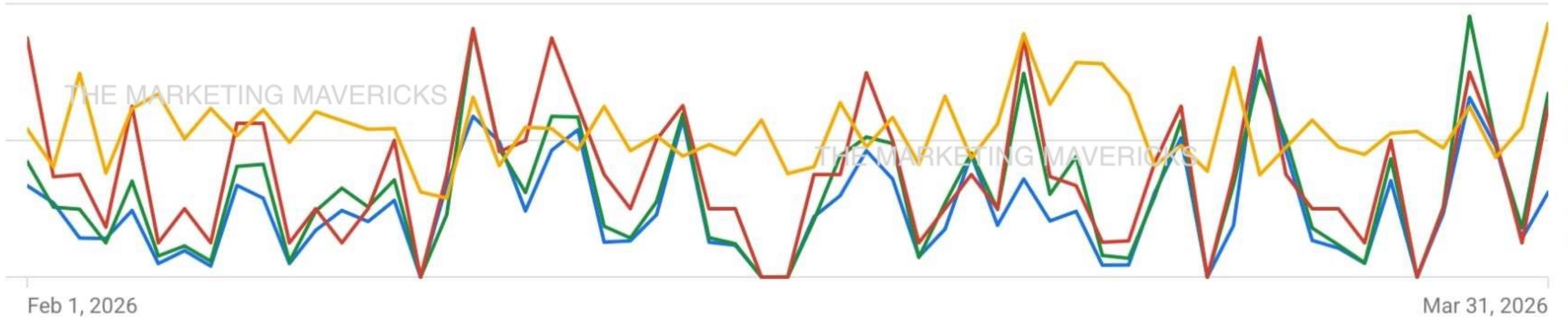
Cost ▾

\$3.19K

Purchases/Sales ▾

11K

THE MARKETING MAVERICKS



MEN'S APPAREL BRAND – USA



\$40,200+ Sales | 4.2x ROAS | \$9,550 Ad Spend


Campaign

Mavericks Sales Ads (1)

THE MARKETING MAVERICKS

Custom

Nov 1 – Dec 31, 2025



Actual ROAS ▾

420.53%

Purchases/Sales ▾

612.77

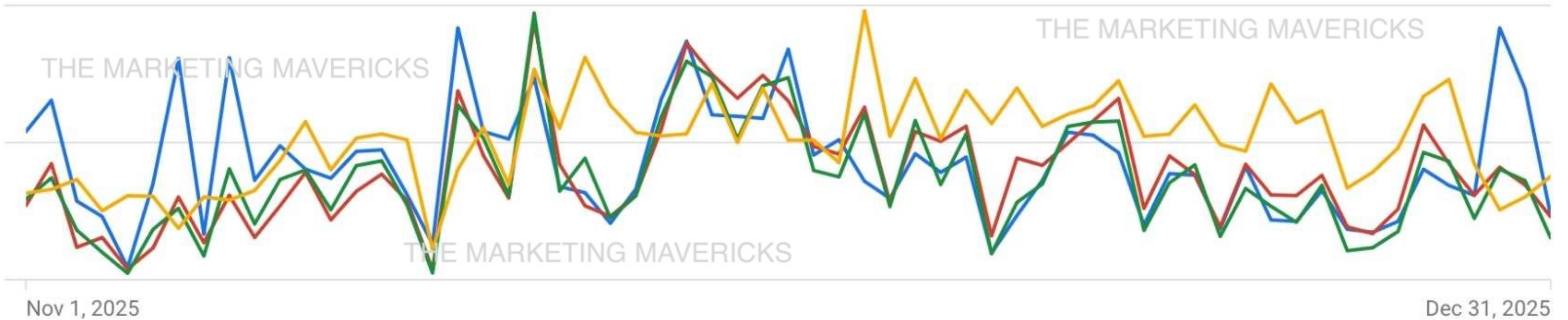
Cost ▾

\$9.55K

Purchases/Sales ▾

40.2K

THE MARKETING MAVERICKS



JEWELLERY BRAND - CANADA




\$387,000+ Sales | 3.45x ROAS | \$5,430 Ad Spend

View (2 filters)

 All campaigns

Custom

Jan 1 – Mar 31, 2026



Clicks ▾

7.58K

Avg. CPM ▾

\$16.50

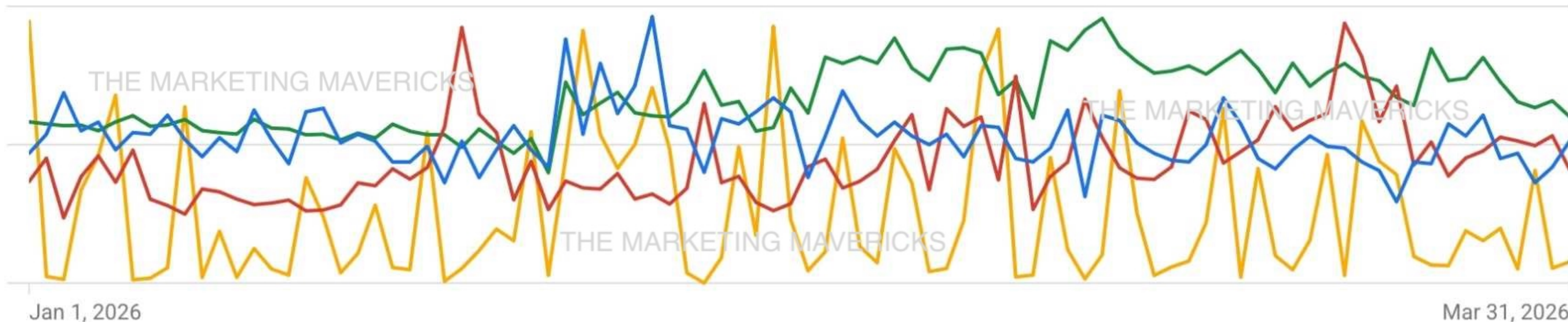
Purchases/Sales ▾

387K

Cost ▾

\$5.43K

THE MARKETING MAVERICKS



HOME FURNISHING BRAND – USA



£237,000+ Sales | 4.04x ROAS | £58,700 Ad Spend

Campaign

Aplates Shopping Campaign

Custom

Jan 1 - Apr 20, 2026

Purchases/Sales

237K

Actual ROAS

404.82%

Cost / conv.

£9.26

Cost

£58.7K

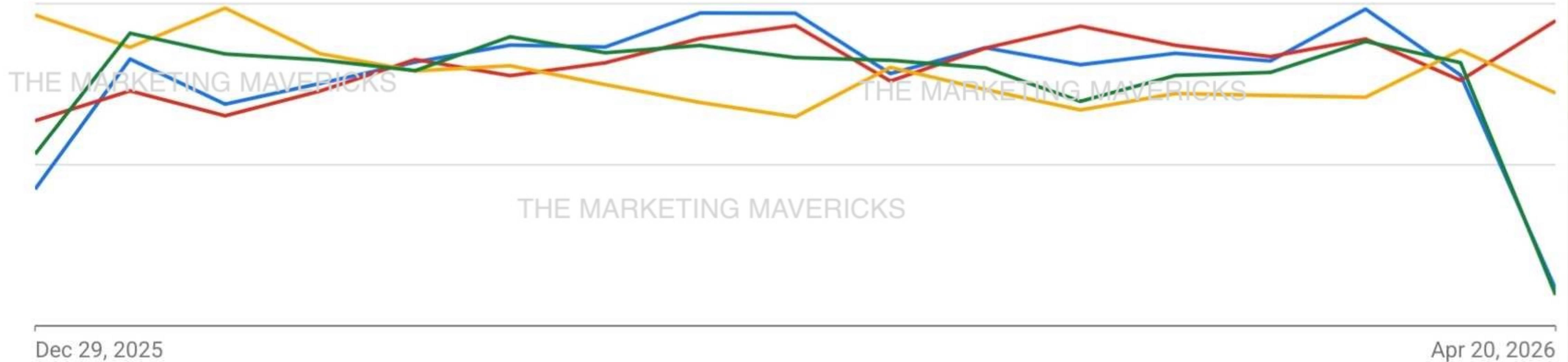


Metrics



Adjust

THE MARKETING MAVERICKS



Skincare Brand - USA




700+ Leads | \$3.70 CPA | \$2,620 Ad Spend

View (2 filters)

All campaigns

Custom

Jan 1 – Mar 31, 2026



Clicks

5.76K

THE MARKETING MAVERICKS

Conversions

707.00

Cost / conv.

\$3.70

Cost

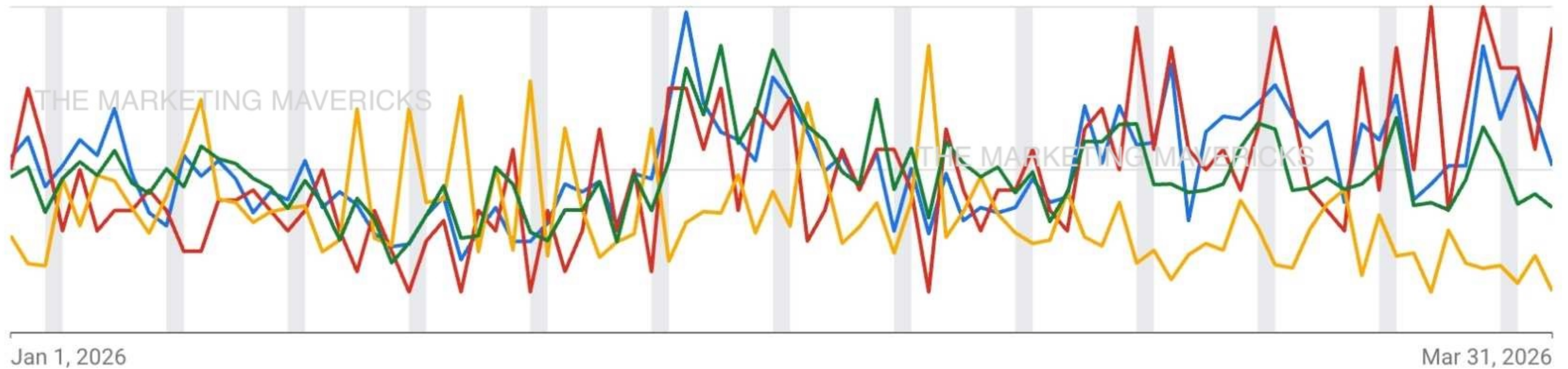
\$2.62K



Metrics



Adjust



AFFORDABLE-LUXURY HOTEL CHAIN - Florida, USA



₹8.73 Crores INR (\$955k USD) Gross Sales

Analytics Last refreshed: 1:52 pm

New exploration

Last quarter 1 Jan-31 Mar 2025 ₹ INR ₹

THE MARKETING MAVERICKS

Gross sales
₹8,73,38,039.36 ↗ 38%



Returning customer rate
60.4% ↗ 3%



Orders fulfilled
1,643 ↗ 107%

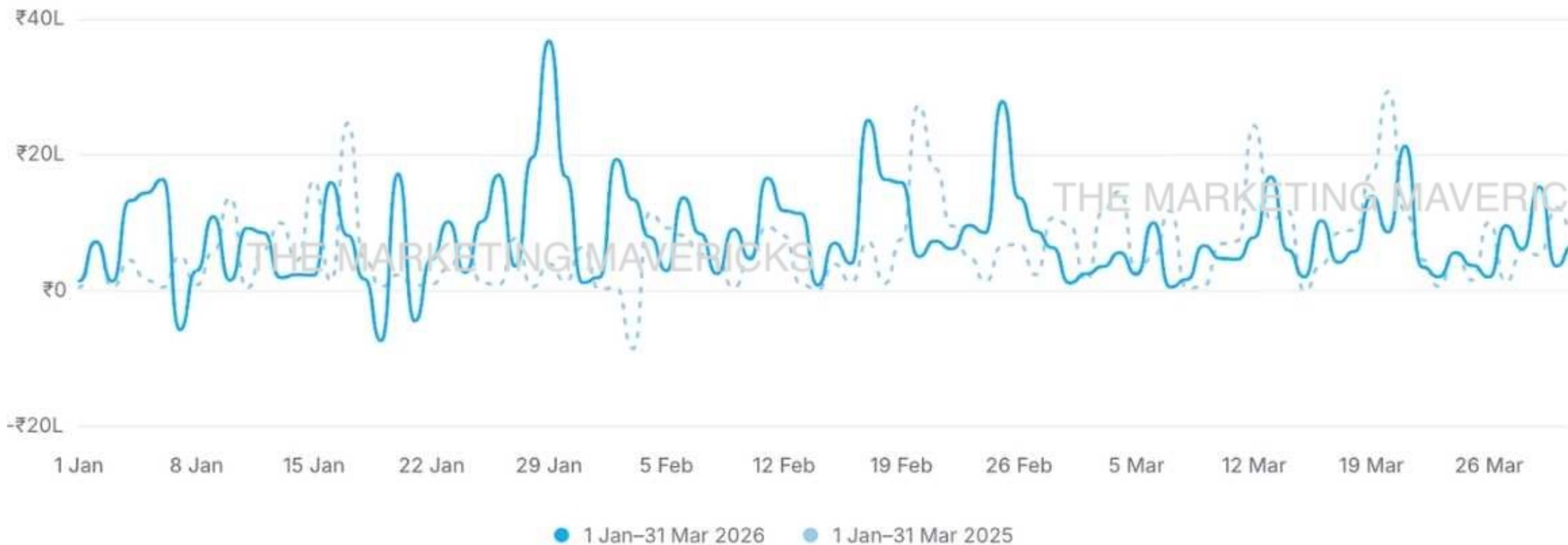


Orders
1,660 ↗ 94%



Total sales over time
₹7,29,97,559.15 ↗ 29%

THE MARKETING MAVERICKS



Total sales breakdown

Gross sales	₹8,73,38,039.36	↗ 38%
Discounts	-₹80,35,930.96	↘ 93%
Returns	-₹80,83,866.07	↘ 181%
Net sales	₹7,12,18,242.10	↗ 26%
Shipping charges	₹3,70,535.39	↗ 94%
Return fees	₹0.00	—
Taxes	₹14,08,781.21	↗ 778%
Total sales	₹7,29,97,559.15	↗ 29%

Electronics White Label Brand - India



₹99.11 Lakhs INR (\$108K USD) Gross Sales

Analytics Last refreshed: 10:58 am

... New exploration

Last quarter 1 Jan-31 Mar 2025 ₹ INR ₹

Gross sales ₹99,11,090.59 ↗ 4%	Returning customer rate 24.92% ↗ 11%	Orders fulfilled 2,061 ↗ 0.9%	Orders 1,935 —
--	--	---	--------------------------



Total sales breakdown

Gross sales	₹99,11,090.59 ↗ 4%
Discounts	-₹7,14,785.10 ↗ 59%
Returns	-₹5,03,351.55 ↗ 32%
Net sales	₹86,92,953.14 ↗ 23%
Shipping charges	₹16,91,111.62 ↗ 6%
Return fees	₹0.00 —
Taxes	₹1,92,458.39 ↗ 6%
Total sales	₹1,05,76,523.79 ↗ 19%

Luxury Perfume Brand – India



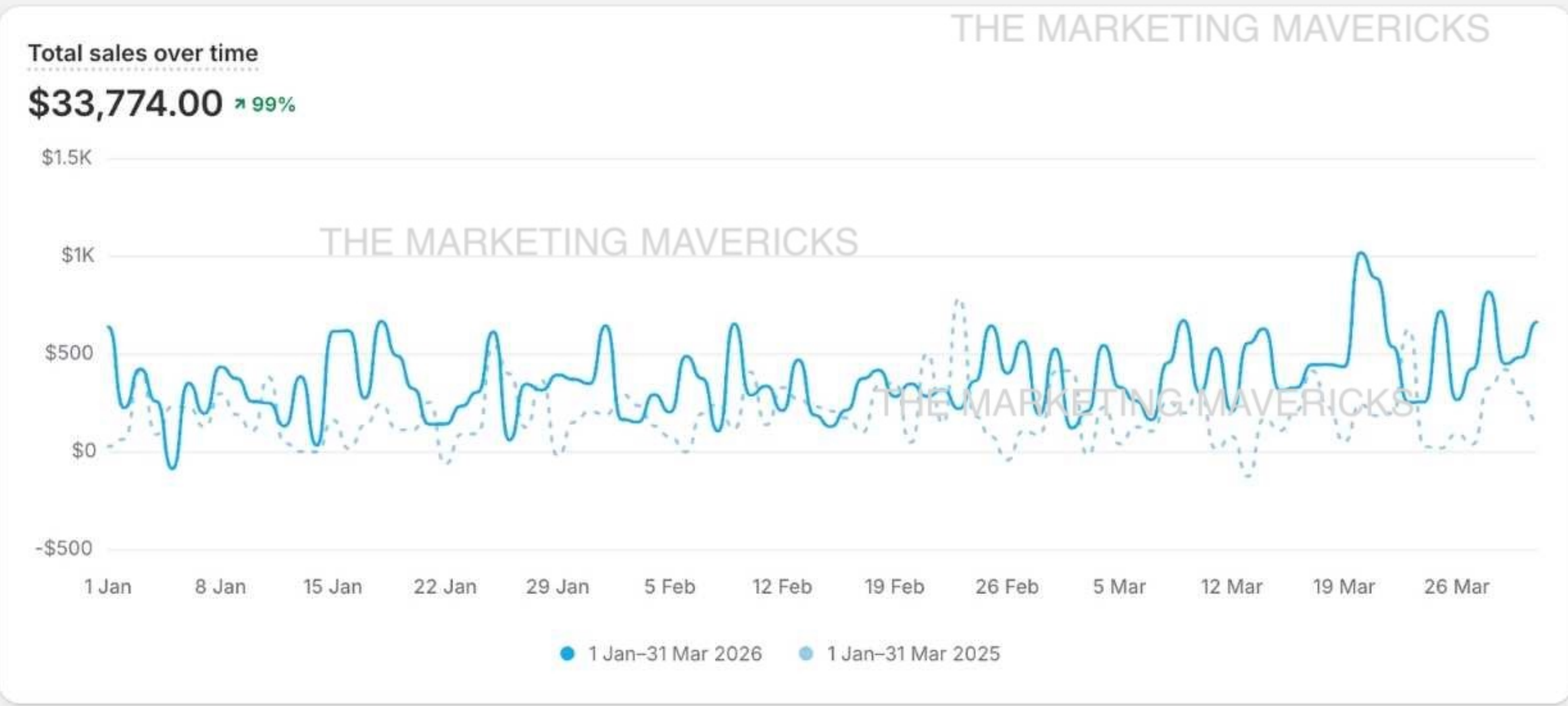
\$32,300+ Gross Sales | 595+ Orders

Analytics Last refreshed: 11:02 am

New exploration

Last quarter 1 Jan-31 Mar 2025 USD \$

Gross sales \$32,336.44 ↗ 47%	Returning customer rate 14.83% ↗ 4%	Orders fulfilled 609 ↗ 120%	Orders 595 ↗ 113%
---	---	---------------------------------------	-----------------------------



Total sales breakdown

Gross sales	\$32,336.44	↗ 47%
Discounts	-\$1,894.18	↗ 62%
Returns	-\$1,069.20	↗ 38%
Net sales	\$29,373.06	↗ 92%
Shipping charges	\$4,118.24	↗ 170%
Return fees	\$0.00	—
Taxes	\$282.70	↗ 143%
Total sales	\$33,774.00	↗ 99%

Office Bags & Handbags Brand - USA



£328,000+ Sales | 4.3x ROAS | £75,700 Ad Spend

View (2 filters)

All campaigns

Custom

Jan 1 – Apr 10, 2026

Actual ROAS

432.60%

Conv. value

328K

Cost / conv.

£8.56

Cost

£75.7K

Metrics

Adjust

THE MARKETING MAVERICKS

THE MARKETING MAVERICKS

THE MARKETING MAVERICKS

THE MARKETING MAVERICKS

Jan 1, 2026

Apr 10, 2026

Car Accessories Brand – UK



WE'LL MAKE YOUR ADS RUNNING LIKE A CHEETAH!

Cost	Conversions	Conv. value	Cost / conv.	Conv. value / cost	Conv. rate	Orders	Optimizati sc
£15,259.48	2,163.01	75,496.00	£7.05	4.95	9.30%	0.00	82%
£53,198.87	5,748.29	14,795.18	£9.25	4.04	7.09%	0.00	86.2%
£2,955.30	533.48	19,080.61	£5.54	6.46	19.95%	0.00	65.6%



\$5M Ad Spend | 7x Target ROAS
600+ Testimonials

THE MARKETING MAVERICKS™

META ADS • GOOGLE ADS • SEO • WEBSITE • BRANDING • SOCIAL MEDIA

← USA • LONDON • DUBAI • INDIA • AUSTRALIA • CANADA • NEW ZEALAND →

THE POWERHOUSE BEHIND POWERFUL BRANDS!